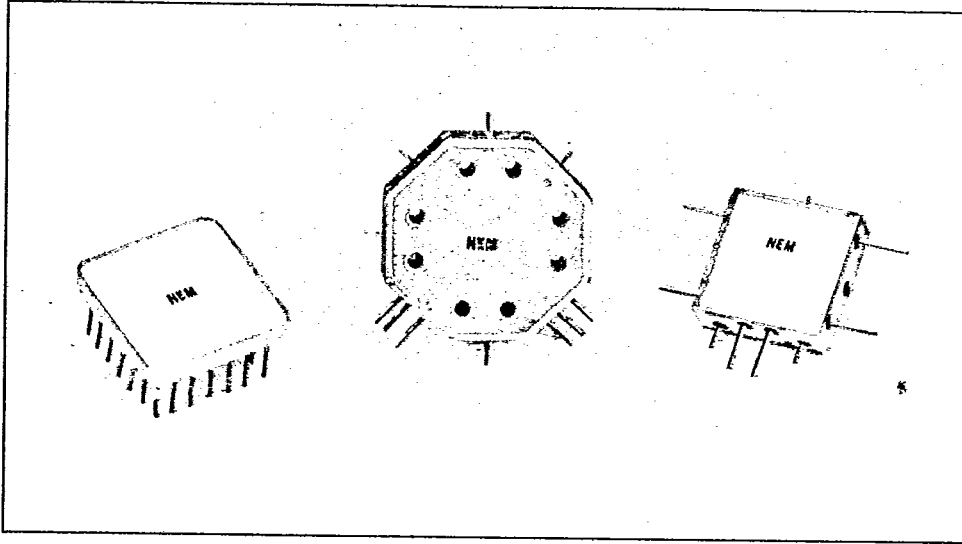


A-29-25
T-51-11

Single Pole Three Throw



LOW BAND 10 MHz to 1000 MHz (GaAs MMIC)
HIGH BAND 1 GHz to 18.5 GHz (PIN Diode)

DESCRIPTION

- GaAs, MMIC and PIN diode technology
- High reliability
- Hermetically-sealed
- Operates from -55°C to +125°C
- Wide bandwidth: 10 MHz to 18.5 GHz
- 10 MHz PRR
- 25 ns delay
- 5 ns rise/fall
- 60 dB Iso
- VSWR 2:1
- Integral ECL or TTL drivers

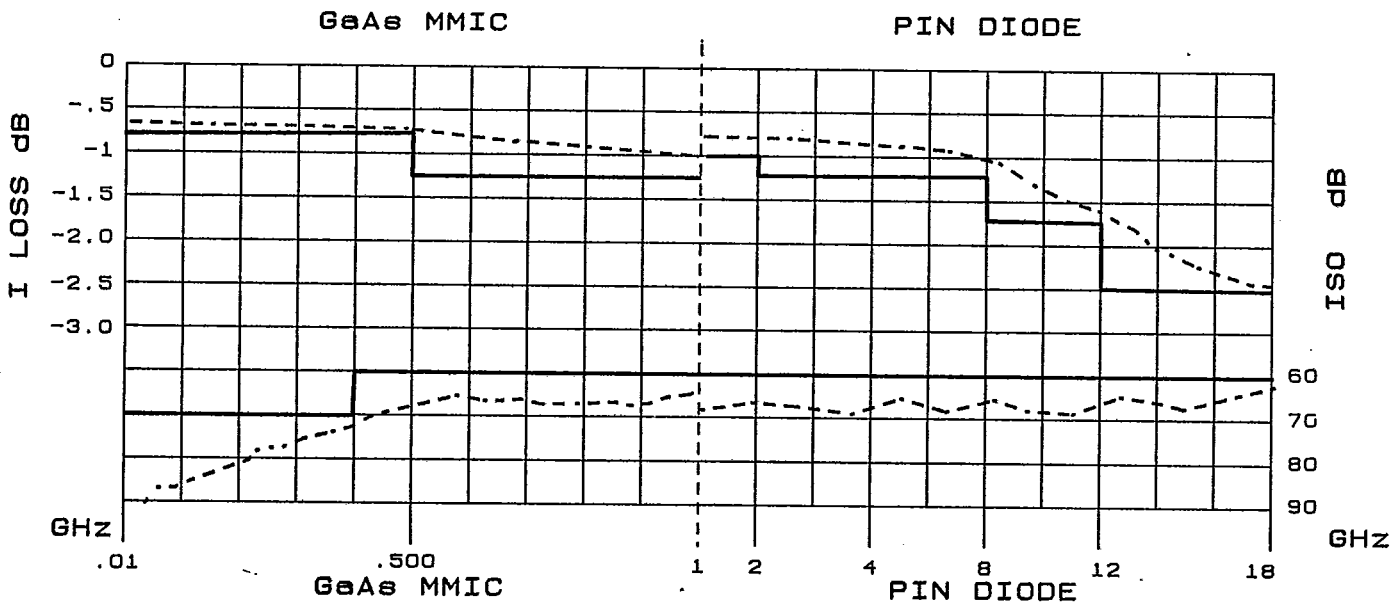
CUSTOM OPTIONS

- VSWR 1.4:1
- Non-reflective
- Ultra-fast 2 ns rise/fall
- Low transient
- Low pulse and intermod distortion

SCREENING

Bond Pull	NEM J10003	1%AQL	MIL-STD-105
Internal Visual	NEM J10006	100%	
Temperature Cycle	MIL-STD-883	100%	Method 1010
Gross Leak	MIL-STD-883	100%	Method 1014
External Visual	MIL-STD-883	100%	Method 2009

TYPICAL PERFORMANCE CHARACTERISTICS

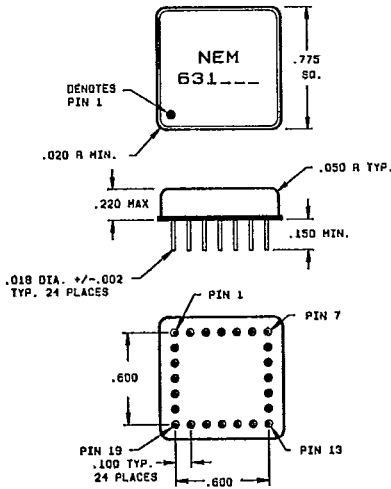


TRUTH TABLES

A-29-25
T-51-11

Table A

LOGIC			RF		
E1	E2	E3	J0-J1	J0-J2	J0-J3
1	0	0	I LOSS	ISO	ISO
0	1	0	ISO	I LOSS	ISO
0	0	1	ISO	ISO	I LOSS
0	0	0	ISO	ISO	ISO



AVAILABLE IN LOW FREQUENCY ONLY

Style Code 31

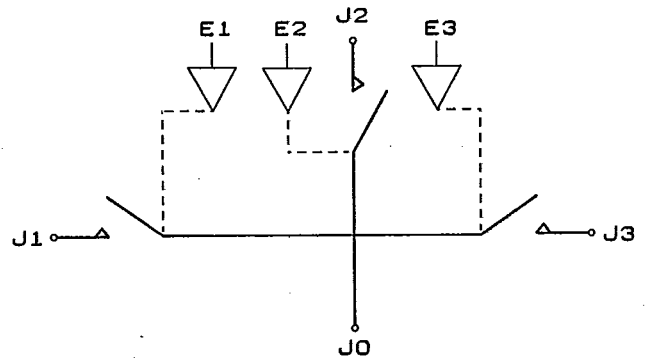
LOGIC CODES

1	TTL
2	ECL
3	ANALOG

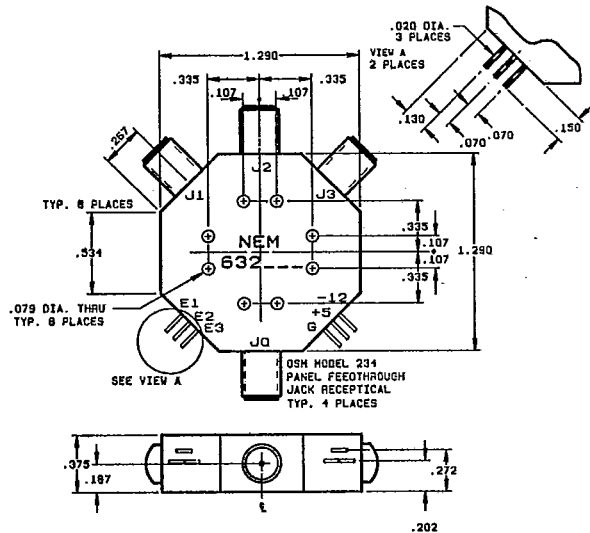
FREQUENCY CODES

1	LOW	10 MHz TO 1 GHz (GeAs MMIC)
2	HIGH	1 GHz TO 18.5 GHz (PIN DIODE)

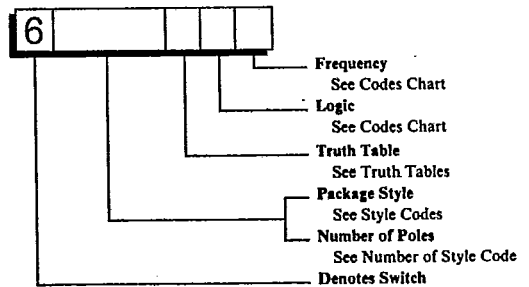
FUNCTIONAL DIAGRAM



Style Code 32



ORDERING INFORMATION



Style Code 33

